






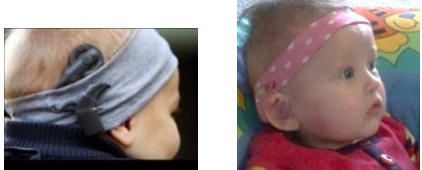
## Parent Ratings of Hearing Aid Retention Accessories/Strategies

Based on the results of the Children's Hearing Aid Retention Survey (Anderson & Madell, 2012).

Retention Accessory	Effectiveness	Child Safety	Durability	Ease of Use	Keeps aids on & working	Average of all areas
Ear Gear	1	2	1	2	1	1
Cap	3	1	2	1	2	2
Safe-N-Sound	2	1	3	2	2	3
Wig / Toupee Tape	2	3	9	4	4	4
Oto / Critter Clips	5	7	7	6	5	5

8 Retention Accessories were rated in a survey completed by 286 parents.

### Hearing Device Retention Accessory Information

Retention Accessory	Information	Examples Includes accessories rated by parents in survey.
Ear Gear	<a href="http://www.gearforears.com/">http://www.gearforears.com/</a> Spandex sleeve that slips over hearing device. Has stretch cord and plastic locking clip. Does not block sound to hearing aid. Models for hearing aids, cochlear implants, and BAHA. Models that attach to one or two hearing devices.	
Safe-N-Sound	<a href="http://www.getsafensound.com/">http://www.getsafensound.com/</a> Plastic loop slips over hearing device. Can be used with hearing aids, cochlear implants and BAHA. Has poly cotton cord and metal alligator clip. Models that attach to one or two hearing devices.	
Oto Clips/ Critter Clips	<a href="http://www.westone.com/">http://www.westone.com/</a> Plastic loop security system, with poly cotton cord and metal alligator type clip. Use with hearing aids, cochlear implants and BAHA. Models that attach to one or two hearing devices.	 Westone Critter Clips      Westone Oto-Clips
Wig or Toupee Tape	Tape specifically made for use on skin. Attaches to both hearing device and skin. Must replace tape on a regular basis to maintain security. Use on all hearing devices.	
CAPS Hearing Henry, Hanna Andersson, Hearing Halo	<a href="http://hearinghenry.com/">http://hearinghenry.com/</a> <a href="http://www.silkawear.com">http://www.silkawear.com</a> <a href="http://www.thehearinghalo.etsy.com">http://www.thehearinghalo.etsy.com</a> <a href="http://www.hannaandersson.com">http://www.hannaandersson.com</a> <small>pilot cap</small> Cap has ties to cross under chin and tie behind neck, creating security for hearing devices. Use with all hearing devices.	 Hearing Henry Hat      SilkaWear      Hearing Halo
HEADBANDS Hearing Henry, Hearing Aid Headband	<a href="http://hearinghenry.com/">http://hearinghenry.com/</a> <a href="http://www.hearingaidheadbands.co.uk">http://www.hearingaidheadbands.co.uk</a> Headbands have pockets for hearing aids to slip into to create security for hearing devices. Use with hearing aids, cochlear implants and BAHA.	 Hearing Henry Headband      Hearing Aid Headbands

## Information for Families to Consider Regarding Hearing Aid Retention Accessories

Retention Accessory	Considerations
<b>Ear Gear</b> 	<p><b>PROS:</b> Flexible cord, allows for full range of head motion. Spandex sleeve over aid protects from mess/damage and from hearing aids being swallowed by infants. Plastic clip to clothing has no sharp edges. Plastic clip is hypo allergenic and has a locking feature to make it extremely difficult for a child to remove. Spandex sleeve increases comfort of device wear; prevents and assists in healing from chafing. Sleeve also diminishes wind noise. Models specifically designed for all kinds and sizes of hearing devices. Comes in many different colors to increase child's interest and pride in wearing hearing aids. Used by children of all ages. Company offers 1 year satisfaction guarantee- returns/ exchanges accepted for any reason.</p> <p><b>CONS:</b> Some difficulty installing, because earmold must be removed and then reattached</p>
<b>Safe-N-Sound</b> 	<p><b>PROS:</b> Option with barrette can be effective to discourage child yanking out the hearing aid without causing discomfort when removed by parent. Easy to Install. One size fits all hearing aid and cochlear implant models. Cord comes in many different colors to increase child's interest and pride in wearing hearing aids. Used by children of all ages.</p> <p><b>CONS:</b> Cord does not flex, possibly limiting range of head motion. Security level varies due to one size fitting all hearing instruments. The Alligator clip has sharp teeth and may pinch child's skin. Clip has nickel content, and can cause allergic reactions.</p>
<b>Oto Clips/ Critter Clips</b> 	<p><b>PROS:</b> Low cost, easy to install solution. One size fits all hearing aid models and implants. Cords come in many colors, and some models are available with cute animals on the face of the clip - encouraging small children to wear their aids. Used by children of all ages.</p> <p><b>CONS:</b> Breaks easily / Not very durable. Security level varies due to one size fitting all hearing instruments. The Alligator clip has sharp teeth and may pinch child's skin. Clip has nickel content, and can cause allergic reactions.</p>
<b>Wig / Toupee Tape</b> 	<p><b>PROS:</b> Good short-term strategy. Tape does not require much of a 'tug' to remove hearing aid, but is helpful in preventing dislodging when child is just starting to use his hands to explore or when the device is large/heavy for the child's ear. Used primarily when child is young.</p> <p><b>CONS:</b> The tape discourages child from pulling the hearing aid off due to possible discomfort when removed – by child or by parent. Child could learn to shy away from hearing aid because it is not comfortable when it is removed. If used frequently, tape can be expensive over time.</p>
<b>Cap</b> 	<p><b>PROS:</b> Effective at discouraging toddlers from yanking hearing aids off. Washable and durable. Ties need to be long enough to cross in front of neck and tie behind. Some caps fasten securely under neck via Velcro.</p> <p>Discontinue after toddler 'yanking' phase subsides so child can practice putting on hearing aids (should be independently putting hearing aids on by age 3).</p> <p><b>CONS:</b> Not all caps allow the full sound signal to reach the ear. Warm for summer or southern climates.</p>
<b>Headbands</b> 	<p><b>PROS:</b> Especially effective for bone conduction hearing aids (BAHA) and keeping cochlear implant processor in place near the ear, when it is too large to fit comfortably on the baby's soft ear. Versions with flaps to tuck the hearing aids into are more effective at keeping the batteries and hearing aids safely out the child's mouth.</p> <p>Comes in different colors/patterns to increase interest and pride in wearing hearing devices, especially for girls. Used mostly by infants and young children (BAHA users may continue).</p> <p><b>CONS:</b> Can be dislodged when a child is lying down.</p>